

Intermediate Microeconomics

Chapter 4 *Price Changes and Consumer Welfare*

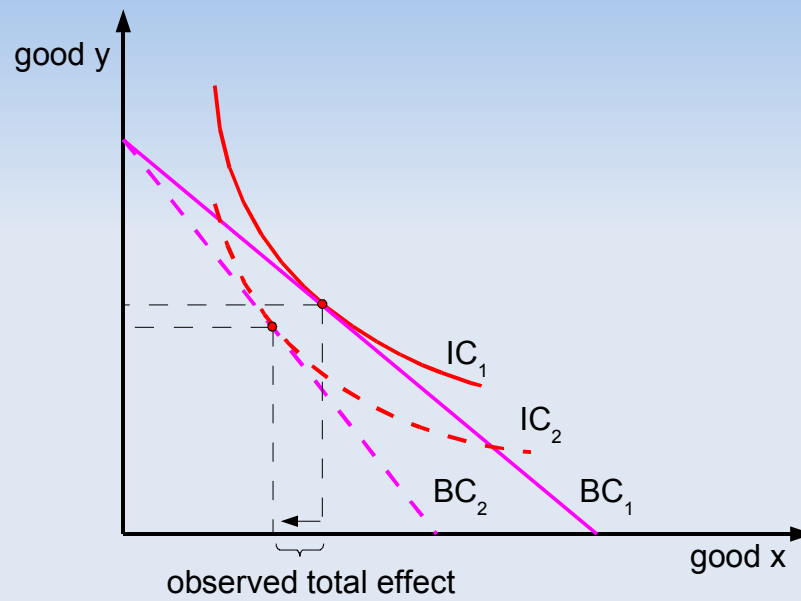
1

"Law of demand"

- "*Law of demand*" = when the price of a good goes up, the quantity demanded goes down, *ceteris paribus* (all other things equal)
- Two simultaneous effects:
 - ♦ *income effect* = since the good is more expensive, it is as if income fell (the consumer has less money for the purchase of the other goods)
 - ♦ *substitution effect* = the other goods are now relatively cheaper, so more desirable
- The final effect depends on which effect dominates

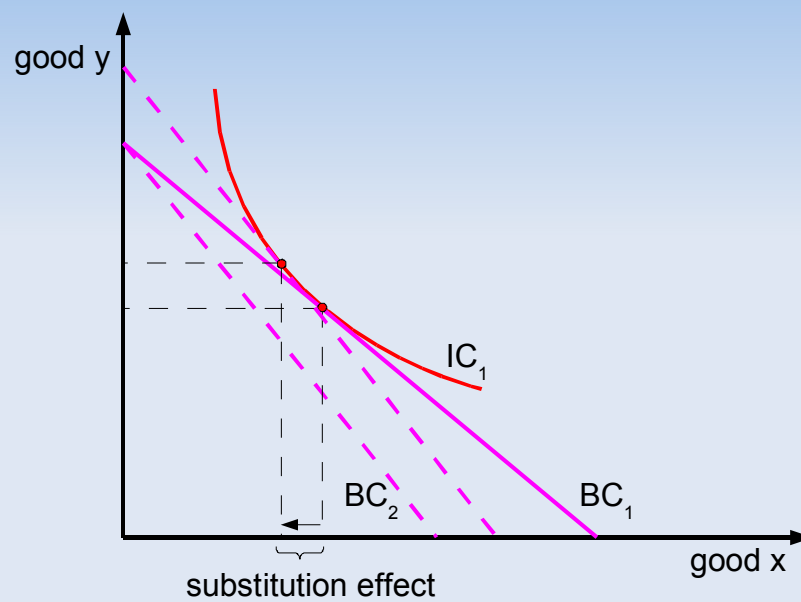
2

Total effect – normal good



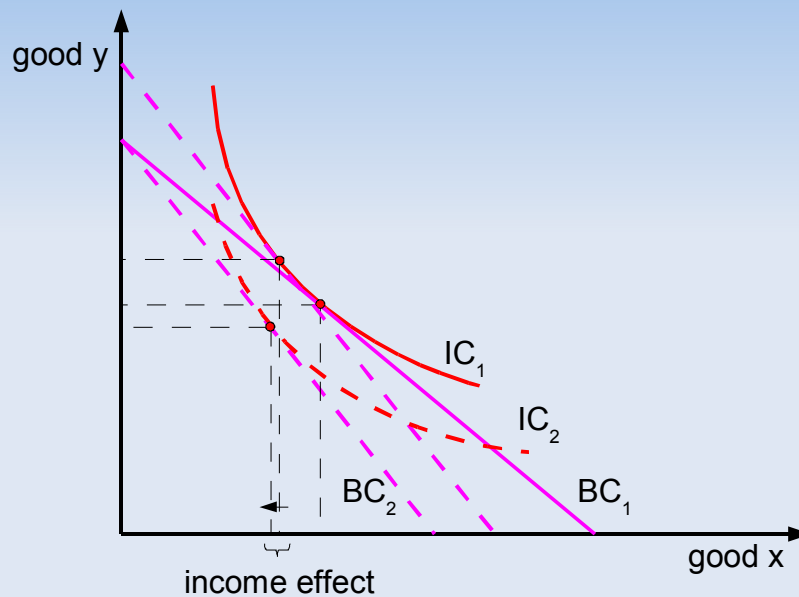
3

Substitution effect – normal good



4

Income effect – normal good



5

Substitution effect

- When price changes, suppose the consumer received some compensation that allowed her to achieve the same utility as before
- Substitution effect is the change in quantity demanded along the original indifference curve
- It is also called *compensated response*, because the consumer can still afford to be on the original indifference curve
- *Always* in opposite direction to the price change

6

Income effect

- When price changes, the consumer has more/less money for the other goods
- Income effect is the change in quantity demanded as the consumer moves from the "substitution effect" point on the original indifference curve to the new indifference curve
- Depending on the type of good, it can work in the same direction or in the opposite direction to the price change

7

Types of goods

- *Normal good* = both income and substitution effect work in the same direction
- *Inferior good* = income effect and substitution effect work in opposite directions, but the substitution effect dominates (law of demand still holds)
- *Giffen good* = income effect and substitution effect work in opposite directions, but the income effect dominates (law of demand fails)

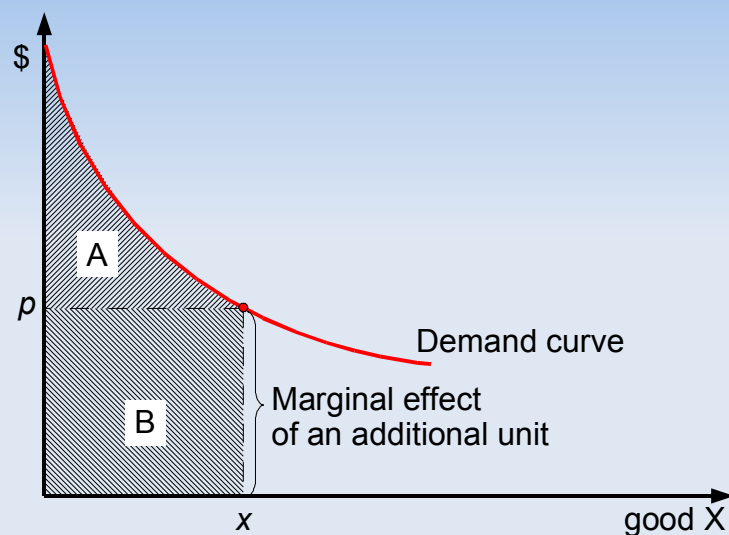
8

Consumer surplus

- (Marshallian) Consumer surplus = difference between what a consumer is willing to pay and what she actually has to pay
- Demand curve shows "willingness to pay", so the height of a point is the marginal value of an additional unit of consumption at that point
- So, area under the demand curve and above the price level is the consumer surplus

9

Consumer surplus

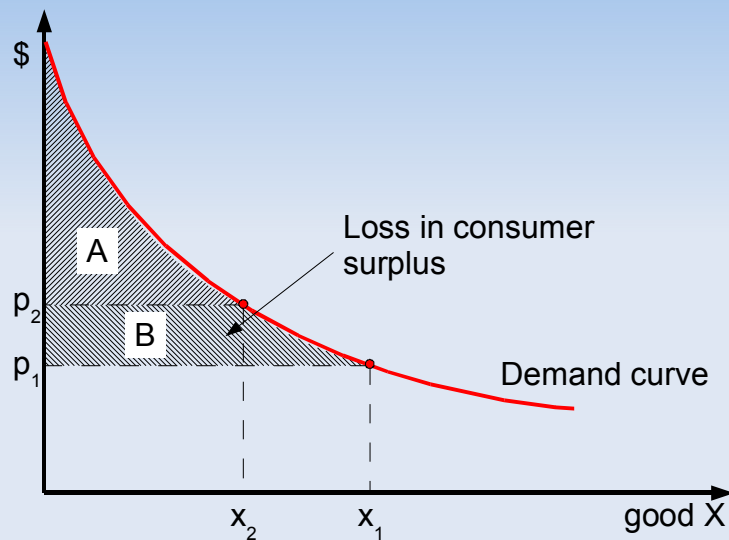


Consumer surplus = A

Total value of consuming x units = A + B

10

Effect of a price increase



Initial consumer surplus = $A + B$

Consumer surplus after price increase = A

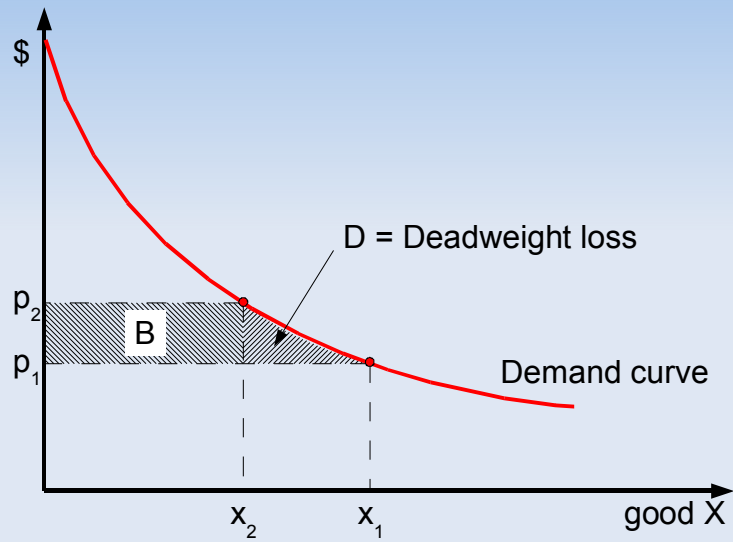
11

Application: trade quotas

- *Trade quota* = restriction on imports of some commodity
- When imposing a trade quota, the quantity available (supplied) is restricted \Rightarrow price increases
- As a result, consumer surplus falls and consumers are worse off
- How about producers? They are better off because of higher prices (quota rents)
- But: deadweight loss (waste) \Rightarrow society is worse off

12

Quota on imports



Loss in consumer surplus = C + D
Quota rents = C

13